



The Asian Pacific Association for the Study of the Liver

Single Topic Conference in Nagasaki

"Prevention of HCC development"

Program & Abstracts

Term

April 10-12, 2017

Venue

Hotel Okura JR Huis Ten Bosch, Nagasaki, Japan

President

Hiroshi Yatsuhashi M.D.

Director General, Clinical Research Center,
National Hospital Organization (NHO) Nagasaki Medical Center
Professor, Department of Hepatology,
Nagasaki University Graduate School of Biomedical Sciences



Supported by JSH



©ハウステンボス/B-4448



APASL Single Topic Conference in Nagasaki

“Prevention of HCC development”

April 10-12, 2017

Hotel Okura JR Huis Ten Bosch

Table of Contents

Welcome Message	3
Committees	4
Conference Information	6
Transportation	7
Venue	8
Instruction for Oral Presentation	9
Information for Chairs	9
Instruction for Poster Presentation	10
Awards / Contact	11
Sponsors and Support Organization	12
Program at a Glance	14
Scientific Program	18
Abstracts: General Sessions	39
Abstracts: Sponsored Seminars	63
Abstract: Special Lecture	87
Abstracts: Oral Free Papers	89
Abstracts: Poster Free Papers	107



Welcome Message

Dear Colleagues,

On behalf of the Organizing Committee, it gives us great pleasure to invite you to Asian Pacific Association for the Study of the Liver Single Topic Conference (APASL STC), which will be held on April 10-12, 2017 in Nagasaki, Japan. We are delighted to welcome you to the beautiful, exotic city of Nagasaki in Kyushu Island of Japan.



Under the theme of “Prevention of HCC Development”, the conference program will present high-quality content based on up-to-date information and cutting edge lectures by eminent researchers, to reconfirm the achievement of better basic and clinical practice in the field of Prevention of HCC Development.

Currently when the hepatitis virus has been eliminated and control has become possible, the most important thing is to further strengthen the suppression of HCC occurrence, and by justification of HCC risk and application in practical clinics, prediction of carcinogenesis. I hope that presenting the results of basic research and clinical research on the prevention of HCC development in NAGASAKI-STC conference and considering future liver disease research will be milestones in this field.

In NAGASAKI-STC, the scientific program will consist of invited lectures, educational symposia, and free papers on significant developments on the theme of Prevention and Management of HCC Development. The program will also provide the latest information and fresh ideas for hepatologists.

Approximately 1000 delegates of experts from all over the world are expected to attend this conference. We are sure that this will provide an excellent opportunity for those of us in the Asian Pacific region to share the latest views, values, experience and practice, and greatly contribute to the progress of Prevention of HCC Development.

Conference attendees will be able to enjoy fantastic Nagasaki in the season when tulips and other flowers are in full bloom in a popular park situated just across the street from the conference venue.

With warmest regards,

April 2017

A handwritten signature in black ink, appearing to read 'H. Yatsunami'.

Hiroshi Yatsunami M.D.

President, APASL Single Topic Conference in Nagasaki
Director General, Clinical Research Center,
National Hospital Organization (NHO) Nagasaki Medical Center
Professor, Department of Hepatology,
Nagasaki University Graduate School of Biomedical Sciences



The Asian Pacific Association for the Study of the Liver Single Topic Conference in Nagasaki

Committees

Scientific Committee

Dr. Yuko Akazawa (Japan)	Dr. Yasuhiro Asahina (Japan)	Dr. Oidov Baatarkhuu (Mongolia)
Dr. Kazuaki Chayama (Japan)	Dr. Wan-Long Chuang (Taiwan)	Dr. A. Kadir Dokmeci (Turkey)
Dr. Nobuyuki Enomoto (Japan)	Dr. Kwang-Hyub Han (Korea)	Dr. Etsuko Hashimoto (Japan)
Dr. Yoichi Hiasa (Japan)	Dr. Keisuke Hino (Japan)	Dr. Jinlin Hou (China)
Dr. Takafumi Ichida (Japan)	Dr. Akio Ido (Japan)	Dr. Namiki Izumi (Japan)
Dr. Wasim Jafri (Pakistan)	Dr. Masayoshi Kage (Japan)	Dr. Tatsuo Kanda (Japan)
Dr. Shuichi Kaneko (Japan)	Dr. Tatsuya Kanto (Japan)	Dr. Jia-Horng Kao (Taiwan)
Dr. Norifumi Kawada (Japan)	Dr. Kazuhiko Koike (Japan)	Dr. Masatoshi Kudo (Japan)
Dr. Takashi Kumada (Japan)	Dr. George Lau (China)	Dr. Laurentius A. Lesmana (Indonesia)
Dr. Tsutomu Masaki (Japan)	Dr. Yasushi Matsuzaki (Japan)	Dr. Masashi Mizokami (Japan)
Dr. Eishiro Mizukoshi (Japan)	Dr. Satoshi Mochida (Japan)	Dr. Makoto Nakamuta (Japan)
Dr. Hiroyuki Nakanishi (Japan)	Dr. Shuhei Nishiguchi (Japan)	Dr. Jun Qi Niu (China)
Dr. Hideyuki Nomura (Japan)	Dr. Shuntaro Obi (Japan)	Dr. Sadahisa Ogasawara (Japan)
Dr. Masao Omata (Japan)	Dr. Isao Sakaida (Japan)	Dr. Naoya Sakamoto (Japan)
Dr. Shotaro Sakisaka (Japan)	Dr. Shiv K. Sarin (India)	Dr. Yutaka Sasaki (Japan)
Dr. Barjesh C. Sharma (India)	Dr. Shinji Shimoda (Japan)	Dr. Koichi Shiraishi (Japan)
Dr. Jose Sollano (Philippines)	Dr. Fumitaka Suzuki (Japan)	Dr. Tetsuo Takehara (Japan)
Dr. Atsushi Tanaka (Japan)	Dr. Eiji Tanaka (Japan)	Dr. Junko Tanaka (Japan)
Dr. Yasuhito Tanaka (Japan)	Dr. Takuji Torimura (Japan)	Dr. Yoshiyuki Ueno (Japan)
Dr. Takaji Wakita (Japan)	Dr. Osamu Yokosuka (Japan)	Dr. Seung Kew Yoon (Korea)
Dr. Hitoshi Yoshiji (Japan)	Dr. Kentaro Yoshioka (Japan)	Dr. Hiroshi Yotsuyanagi (Japan)
Dr. Ming Lung Yu (Taiwan)	Dr. Xinxin Zhang (China)	

In alphabetical order

Local Committee

President

Dr. Hiroshi Yatsuhashi

Treasurer

Dr. Kazuhiko Nakao

Secretary General

Dr. Atsumasa Komori

Vice-President

Dr. Shuichiro Shiina

Vice-Treasurer

Dr. Naoya Kato



APASL Steering Committee

Chair of Steering Committee	Dr. Shiv K. Sarin (India)
President	Dr. Barjesh C. Sharma (India)
Immediate Past President	Dr. Jinlin Hou (China)
President Elect	Dr. Diana A. Payawal (Philippines)
Secretary General-cum-Treasurer	Dr. Lai Wei (China)
Past Presidents	Dr. Laurentius A. Lesmana (Indonesia)
	Dr. Jose Sollano (Philippines)
	Dr. Masao Omata (Japan)
	Dr. Dong Jin Suh (Korea)
	Dr. George Lau (China)
	Dr. Ji-Dong Jia (China)
	Dr. Teerha Piratvisuth (Thailand)
	Dr. Jia-Horng Kao (Taiwan)
	Dr. Darrell Crawford (Australia)
	Dr. A. Kadir Dokmeci (Turkey)
	Dr. Osamu Yokosuka (Japan)

APASL Executive Council

President	Dr. Barjesh C. Sharma (India)
Immediate Past President	Dr. Jinlin Hou (China)
President Elect	Dr. Diana A. Payawal (Philippines)
Secretary General-cum-Treasurer	Dr. Lai Wei (China)
Assistant Secretary	Dr. Manoj K. Sharma (India)
Executive Council	Dr. Shahab Abid (Pakistan)
	Dr. Deepak Amarapurkar (India)
	Dr. Ian Homer Y. Cua (Philippines)
	Dr. Ghazinyan Hasmik (Armenia)
	Dr. Changmin Kim (Korea)
	Dr. Han-Chieh Lin (Taiwan)
	Dr. Rosmawati Mohamed (Malaysia)
	Dr. David H. Muljono (Indonesia)
	Dr. Necati Ormeci (Turkey)
	Dr. Shuichiro Shiina (Japan)
	Dr. Tawesak Tanwandee (Thailand)
	Dr. Alexander Thompson (Australia)
	Dr. Fu-Sheng Wang (China)



Conference Information

Registration Fee and Category

Category	Before Feb. 14 (Tue) 2017 (Early Bird)	From Feb. 15 (Wed) 2017 Before Mar. 31 (Fri) 2017	On Site
APASL Member*	JPY15,000	JPY20,000	JPY25,000
Non Member	JPY20,000	JPY25,000	JPY30,000
Trainee / Resident**	JPY10,000	JPY15,000	JPY20,000
Presenting Author	JPY15,000	JPY20,000	JPY25,000
Accompanying Person	JPY5,000	JPY5,000	JPY5,000

JPY=Japanese Yen

*APASL Members who have paid 2017 Membership fee can apply for above discounted registration fee.

**Proof of status is required.

Registration Fee and Items included

APASL Member, Non Member, Trainee/Resident, Presenting Author:

Attendance to all scientific sessions

Entrance to exhibition area

Congress bag and printed materials

Coffee breaks to be served during the scientific program

Welcome Reception on April 10 (Monday)

Accompanying Person:

Entrance to exhibition area

Welcome Reception on April 10 (Monday)

Registration Hours

April 10 (Monday) 8:00-17:00

April 11 (Tuesday) 7:30-17:30

April 12 (Wednesday) 7:30-10:00

Exhibition Hours

April 10 (Monday) 12:00-18:00

April 11 (Tuesday) 8:00-18:00

April 12 (Wednesday) 8:00-10:30

Social Event

Welcome Reception: Date and Time: April 10 (Monday) 19:00-21:00

Place: Hall "OHTORI", 1st Floor, Hotel Okura JR Huis Ten Bosch

*Welcome Reception is included in Registration Fee.



Transportation

Conference Venue: **Hotel Okura JR Huis Ten Bosch**

Address: 10, Huis Ten Bosch-cho, Sasebo-city, Nagasaki, 859-3296, Japan

Tel: +81-956-58-7111

<https://www.okura-nikko.com/japan/nagasaki/hotel-okura-jr-huis-ten-bosch/>

From Nagasaki Airport

50 minutes by express bus from Nagasaki Airport to the venue.

50 minutes by express cruise from Nagasaki Airport to the venue.

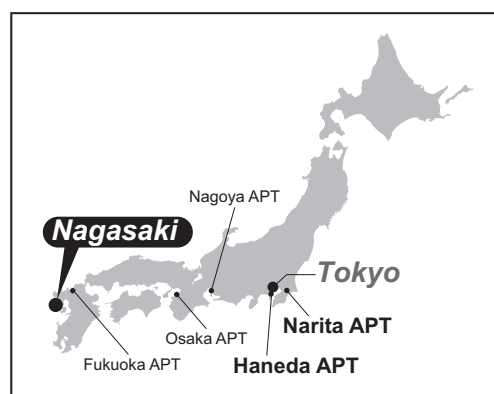
3 minutes walk from JR Huis Ten Bosch Station to the venue.

From Fukuoka Airport

5 minutes from Fukuoka Airport to JR Hakata Station by subway.

100 minutes from JR Hakata Station to JR Huis Ten Bosch Station.

3 minutes walk from JR Huis Ten Bosch Station to the venue.



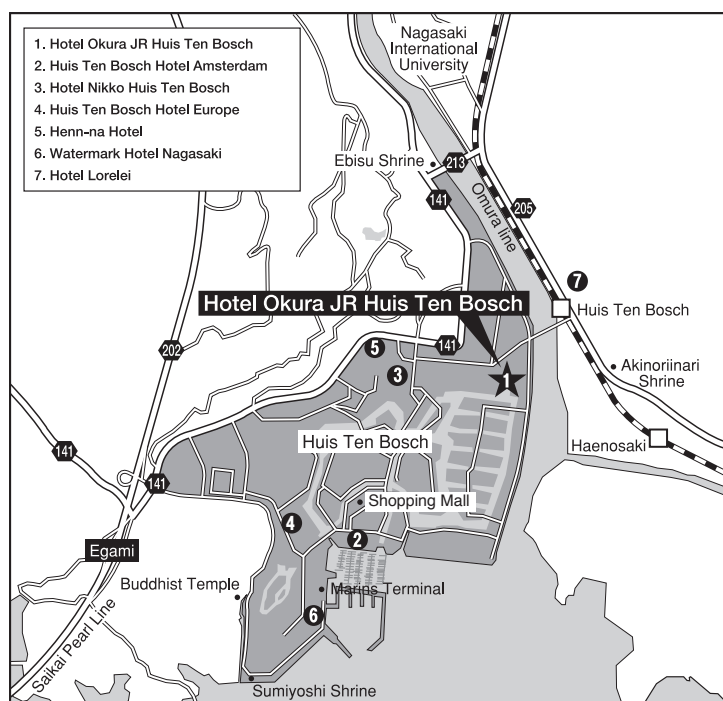
From JR Nagasaki Station

90 minutes by train from JR Nagasaki Station to JR Huis Ten Bosch Station.

3 minutes walk from JR Huis Ten Bosch Station to the venue.

By car

15 minutes drive from Sasebo Daito Interchange Nagasaki Expressway to the venue.





The Asian Pacific Association for the Study of the Liver Single Topic Conference in Nagasaki

Venue

Hotel Okura JR Huis Ten Bosch

Oral Session: Room 1 “OHTORI” A, 1st Floor

Room 2 “OHTORI” B, 1st Floor

Registration Desk: Foyer, in front of “OHTORI”, 1st Floor

Cloak: Foyer, 1st Floor

PC Preview Desk: Foyer, in front of “OHTORI”, 1st Floor

Poster Session: Room 3 “ASUKA”, 1st Floor (P-001~P-051)

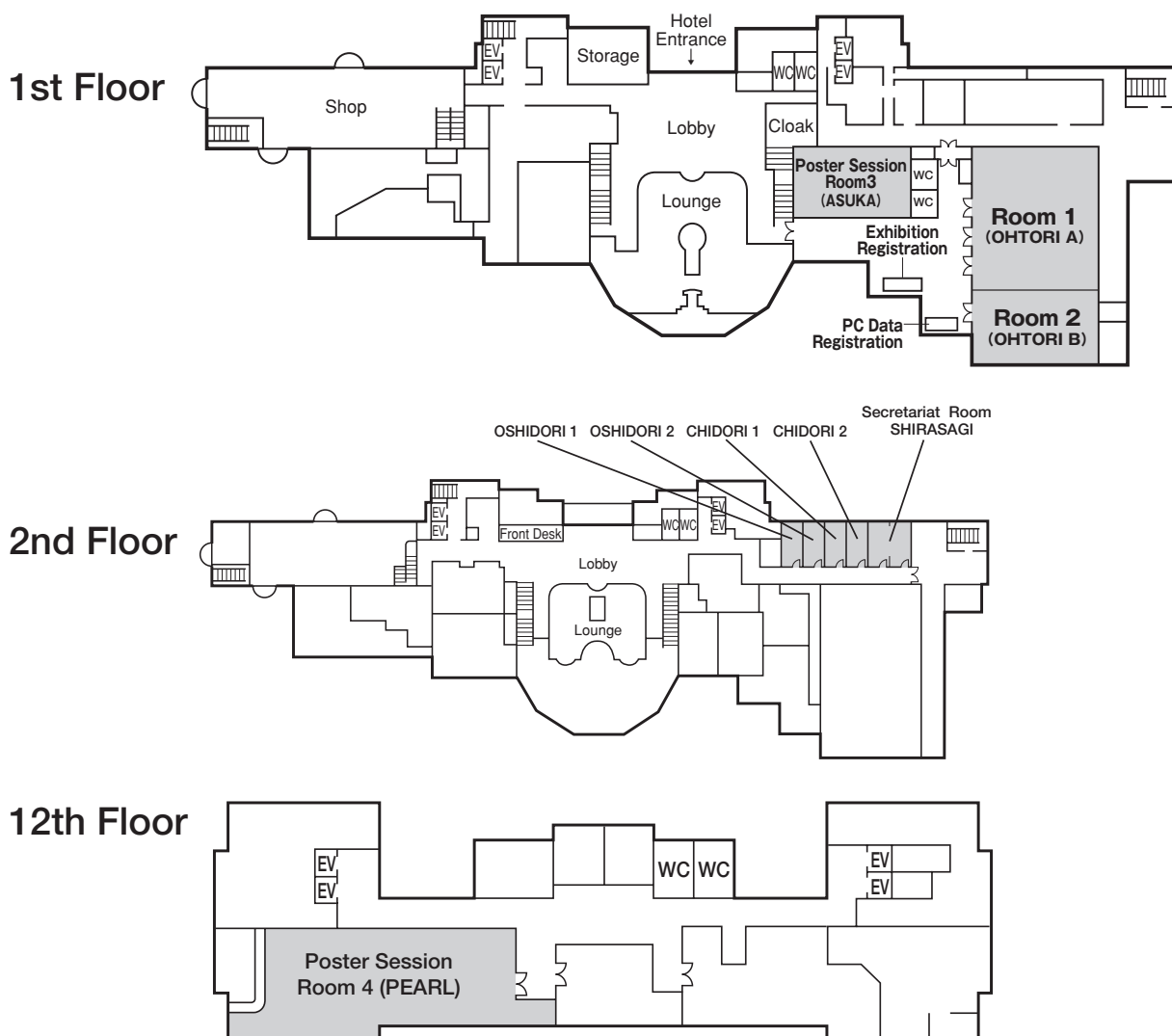
Room 4 “PEARL”, 12th Floor (P-052~P-120)

Exhibition: Foyer, in front of “OHTORI”, 1st Floor

Secretariat Room: “SHIRASAGI”, 2nd Floor

Speaker’s Ready Room: “OSHIDORI” “CHIDORI”, 2nd Floor

Welcome Reception: “OHTORI”, 1st Floor





Instruction for Oral Presentation

*All Oral Presentation is performed with PowerPoint data on Windows PC.

*Please complete your PC registration until 30 minutes ahead of your presentation time.

*PC Data Registration Desk is located on the Foyer, 1st Floor, Hotel Okura JR Huis Ten Bosch. The open hours is as follows.

April 10 (Mon) 8:30-18:00	April 11 (Tue) 7:30-18:00	April 12 (Wed) 7:30-10:00
---------------------------	---------------------------	---------------------------

*Please operate your PPT data by yourself at the podium.

*The projector's screen resolution is set at 4:3 XGA. Please make your PPT data the necessary preparation if needed. (16:9 XGA is also projectable with a size smaller, black flamed at the top and bottom)

<If you bring your own PC>

*Windows PC will be set at the conference room for your presentation.

*Please make sure that your PC has D-Sub 15 pin mini terminal for monitor output. (Some compact PC needs another connector. In case of that, please carry your own connector.)

*Macintosh and Key Note are acceptable only if you will bring your own PC. (Please carry your own connector.)

*Please bring battery adapter to avoid battery off. Because sometimes screen saver or power saving system could be a reason of battery off, please set your PC appropriately.

<If you bring your data by portable media>

*The PC will set at registration desk is OS: Windows 7 (PowerPoint: 2007, 2010, 2013 and 2016) with DVD Super Multi Drive function.

*To avoid garbled characters, please use standard font which is originally installed by OS.

*Please put your name on your data file.

*Please bring your data by USB memory stick, CDR, or DVDR (Disk at Once).

*Backup data by another media should be kept by presenter.

*If you bring your movies by data file, please prepare the file which can be played by standard Windows Media Player.

Information for Chairs

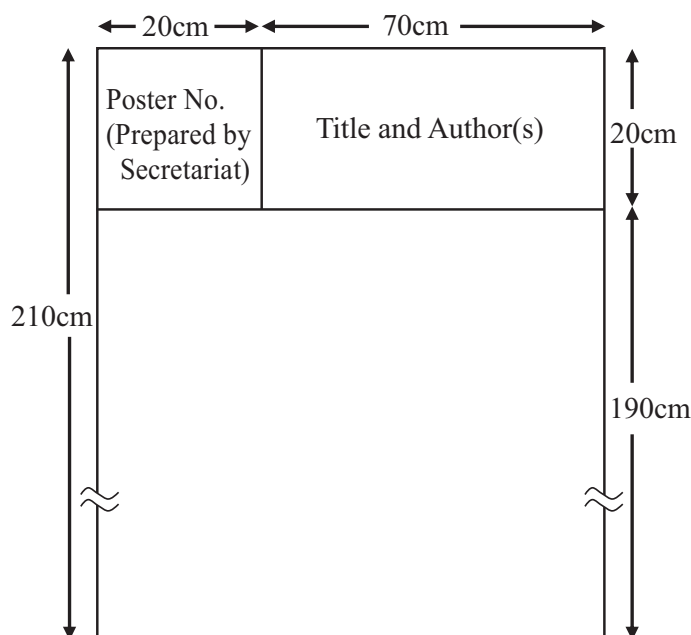
Session Chairs are required to come to the next chair's seat until 10 minutes before their sessions.



Instruction for Poster Presentation

- * A panel width 90cm×length 210cm will be provided for each poster as following sample.
- * Poster number will be prepared by secretariat.
- * Title and author's name are required to be prepared by each presenter.
- * Pins for display will be provided at each poster panel.
- * Place: Poster No. P-001～P-051: “ASUKA”, 1st Floor, Hotel Okura JR Huis Ten Bosch
Poster No. P-052～P-120: “PEARL”, 12th Floor, Hotel Okura JR Huis Ten Bosch
- * Schedule:
 - Poster Attachment: 8:30-12:00 on April 10 (Monday)
 - Poster Presentation & Discussion: 17:00-18:30 on April 10 (Monday)
 - 17:00-17:30 (30 min.) Presentation time for odd number of Poster No.
 - 17:30-18:00 (30 min.) Presentation time for even number of Poster No.
 - 18:00-18:30 (30 min.) Free discussion time of all Posters
 - Awarding Ceremony: at Welcome Reception during 19:00-21:00 on April 10 (Monday)
 - Poster Removal: 15:00-16:00 on April 11 (Tuesday)

Poster Panel





Awards

Excellent papers will be awarded as “Presidential Award” or “Young Investigator Award”.

Awarding Ceremony will be held at Welcome Reception during 19:00-21:00 on April 10 (Monday).

Presidential Award

“APASL STC Nagasaki Presidential Award” will be awarded to whom performed the most excellent presentation in APASL STC Nagasaki to encourage to further their research and progress.

Young Investigator Award (Under 40 years old)

The purpose of the “APASL STC Nagasaki Young Investigator Award” is to praise outstanding examples of excellence amongst those involved in research training in the early stages of their career.

Contact

APASL STC Nagasaki Scientific Secretariat

National Hospital Organization (NHO) Nagasaki Medical Center

Kubara 2-1001-1, Omura, Nagasaki, 856-8562, Japan

APASL STC Nagasaki Congress Secretariat

c/o Academia Support Japan, 8F Nittochi Nishi-Shinjuku Bldg.

6-10-1, Nishi-Shinjuku, Shinjuku-ku, Tokyo, 160-0023, Japan

Email: info@apaslstc2017nagasaki.org

Tel: +81-3-6380-0102 Fax: +81-3-6380-0103

APASL Central Office (APASL Secretariat-Tokyo)

Asian Pacific Association for the Study of the Liver (APASL)

1-24-7-920, Shinjuku, Shinjuku-ku, Tokyo, 160-0022, Japan

Email: apasl_secretariat@apasl.info

Tel: +81-3-5312-7686 Fax: +81-3-5312-7687



The Asian Pacific Association for the Study of the Liver Single Topic Conference in Nagasaki

Sponsors and Support Organization

The Organizing Committee of the APASL Single Topic Conference Nagasaki would like to express sincere thanks to the following sponsors and organization for supporting this conference.

Sponsors



Abbott Japan Co., Ltd.



AbbVie GK



Alexion Pharma



ASKA Pharmaceutical Co., Ltd.



Astellas Pharma Inc.



Bayer Yakuhin, Ltd.



Bristol-Myers Squibb K.K.



CHUGAI PHARMACEUTICAL CO., LTD.



Daiichi Sankyo Co., Ltd.



EIKEN CHEMICAL CO., LTD.



Eisai Co., Ltd.



Eli Lilly Japan K.K.

“Prevention of HCC development”

Term April 10-12, 2017

City Nagasaki, Japan



LSI Medience Corp.

LSI Medience Corporation



Fujirebio Inc.

GE Healthcare



GE Healthcare



Gilead Sciences K.K.

GlaxoSmithKline K.K.



Janssen Pharmaceutical K.K.



MSD K.K.



Otsuka Pharmaceutical Co., Ltd.



PhoenixBio Co., Ltd.



Roche Diagnostics K.K.



Sumitomo Dainippon Pharma Co., Ltd.



SYSMEX CORPORATION



Takeda Pharmaceutical Company Limited

Takeda Pharmaceutical Company Limited

In alphabetical order.



Support Organization
The Japan Society of Hepatology



The Asian Pacific Association for the Study of the Liver

Single Topic Conference in Nagasaki

Program at a Glance

April 10 (Monday) 2017

	Room1 "OHTORI A"	Room2 "OHTORI B"	
8:00	Registration		
9:20	9:20-9:30 Opening Ceremony		
9:30	9:30-11:00 Session 1 Epidemiology and Risk Factors for HCC Chairs: ①Dr. A. Kadir Dokmeci ②Dr. Osamu Yokosuka Presenters ①Dr. Yasuhiro Asahina ②Dr. Yoshiyuki Ueno ③Dr. Tatsuya Kanto	9:50-10:30 Oral Free Papers: PBC Chair: Dr. Shinji Shimoda O-000, O-001, O-002, O-003 10:30-11:20 Oral Free Papers: Fibrosis Chair: Dr. Norifumi Kawada O-004, O-005, O-006, O-007, O-008	
11:00			
11:30	11:30-13:00 Luncheon Seminar 1 (Sponsored by Gilead Sciences K.K.) Chair: Dr. Takafumi Ichida Presenters ①Dr. Tetsuo Takehara ②Dr. Mei-Hsuan Lee ③Dr. Edward Gane		
13:00			
13:10	13:10-14:40 Educational Symposium (Sponsored by Alexion Pharma) Chair: Dr. Akio Ido Presenters ①Dr. Yoshikatsu Eto ②Dr. Koichi Shiraishi ③Dr. Masatsune Ogura	13:10-13:50 Oral Free Papers: HBV Chair: Dr. Yasuhito Tanaka O-009, O-010, O-011, O-012 13:50-14:30 Oral Free Papers: Pathology Chair: Dr. Masayoshi Kage O-013, O-014, O-015, O-016	
14:40			
14:50	14:50-15:50 Session 2 HCC-1 Chair: Dr. Laurentius Lesmana Presenters ①Dr. Shuichi Kaneko ②Dr. Masao Omata	14:40-15:30 Oral Free Papers: HCC Clinical 1 Chair: Dr. Keisuke Hino O-017, O-018, O-019, O-020, O-021 15:30-16:20 Oral Free Papers: HCC Clinical 2 Chair: Dr. Yutaka Sasaki O-022, O-023, O-024, O-025, O-026 16:20-17:00 Oral Free Papers: HCC Basic Chair: Dr. Tsutomu Masaki O-027, O-028, O-029, O-030	
15:50			
16:00	16:00-17:00 Evening Seminar 1 (Sponsored by AbbVie GK) Chair: Dr. Kazuhiko Nakao Presenters ①Dr. Yoichi Hiasa ②Dr. Satoshi Mochida		
17:00			
19:00	19:00-21:00 Welcome Reception		
21:00			

Poster Viewing (Room3:1F "ASUKA", Room4:12F "PEARL")

Exhibition (1F Foyer)

17:00-18:30
Poster
Presentation
& Discussion

"Prevention of HCC development"

Term April 10-12, 2017

City Nagasaki, Japan



April 11 (Tuesday) 2017

	Room1 "OHTORI A"	Room2 "OHTORI B"	
8:00	8:00-9:00 Morning Seminar 1 (Sponsored by Eisai Co., Ltd.) Chair: Dr. Masao Omata Presenters ①Dr. Sadahisa Ogasawara ②Dr. Shuntaro Obi	8:00-9:00 Morning Seminar 2 (Sponsored by Roche Diagnostics K.K.) Chair: Dr. Takashi Kumada Presenters ①Dr. Junko Tanaka ②Dr. Yasuhito Tanaka	
9:00			
9:10	9:10-10:40 Session 3 HCV Chair: Dr. Wan-Long Chuang Presenters ①Dr. Nobuyuki Enomoto ②Dr. Tatsuo Kanda ③Dr. Hiroshi Yatsushashi		
10:40			
10:50	10:50-11:50 Session 4 HBV Chair: Dr. Jose Sollano Presenters ①Dr. Kwang-Hyub Han ②Dr. Jia-Horng Kao		
11:50			
12:00	12:00-13:00 Luncheon Seminar 2 (Sponsored by MSD K.K.) Chair: Dr. Kazuhiko Koike Presenters ①Dr. Naoya Sakamoto ②Dr. Kazuaki Chayama	12:00-13:00 Luncheon Seminar 3 (Sponsored by Otsuka Pharmaceutical Co., Ltd.) Chair: Dr. Namiki Izumi Presenters ①Dr. Hiroyuki Nakanishi ②Dr. Isao Sakaida	
13:00			
13:15	13:15-15:45 Session 5 HCC-2 Chairs: ①Dr. Wasim Jafri ②Dr. George Lau Presenters ①Dr. Naoya Kato ②Dr. Masatoshi Kudo ③Dr. Shuichiro Shiina ④Dr. Takuji Torimura ⑤Dr. Sadahisa Ogasawara	13:15-15:15 Session 6 LC (NASH) Chairs: ①Dr. Shotaro Sakisaka ②Dr. Barjesh C. Sharma Presenters ①Dr. Norifumi Kawada ②Dr. Keisuke Hino ③Dr. Hitoshi Yoshiji ④Dr. Etsuko Hashimoto	
15:45			
16:00	16:00-17:30 Evening Seminar 2 (Sponsored by Sysmex Corporation) Chairs: ①Dr. Masashi Mizokami ②Dr. Seung Kew Yoon Presenters ①Dr. Xinxin Zhang ②Dr. Jun-Qi Niu ③Dr. Ming Lung Yu ④Dr. Yasuhiro Asahina ⑤Dr. Kazumi Yamasaki	15:20-15:50 Special Lecture HCC and Gene Chair: Dr. Hiroshi Yatsushashi Presenter ①Dr. Seung Kew Yoon	
17:30			
19:00			
21:00			
	19:00-21:00 Faculty Dinner		

Poster Viewing (Room3:1F "ASUKA", Room4:12F "PEARL")

Exhibition (1F Foyer)



The Asian Pacific Association for the Study of the Liver

Single Topic Conference in Nagasaki

April 12 (Wednesday) 2017

	Room1 "OHTORI A"	Room2 "OHTORI B"	
8:00	8:00-9:00 Morning Seminar 3 (Sponsored by Abbott Japan Co., Ltd.) Chair: Dr. Kentaro Yoshioka Presenters ①Dr. Fumitaka Suzuki ②Dr. Hiroshi Yotsuyanagi	8:00-9:00 Morning Seminar 4 (Sponsored by LSI Medience Corporation) Chair: Dr. Hiroshi Yatsunami Presenters ①Dr. Kazuhiro Tanabe ②Dr. Makoto Nakamura	Exhibition (1F Foyer)
9:00			
9:10	9:10-10:10 Session 7 Lipid and HCV Lipid and HCC Chairs: ①Dr. Oidov Baatarkhuu ②Dr. Naoya Kato Presenters ①Dr. Takaji Wakita ②Dr. Yuko Akazawa	9:10-10:10 Session 8 PBC Chair: Dr. Yasushi Matsuzaki Presenters ①Dr. Shinji Shimoda ②Dr. Atsushi Tanaka	
10:10			
10:20			
10:30	10:20-10:30 Closing Ceremony		

City **Nagasaki, Japan**[illegible]



Scientific Program

General Session

April 10 (Monday) 2017

Room 1 (1st Floor "OHTORI A")

9 : 20~9 : 30 **Opening Ceremony**

Hiroshi Yatsunami (President of APASL STC in Nagasaki)

9 : 30~11 : 00 **Session 1: Epidemiology and Risk Factors for HCC**

Chairs: A. Kadir Dokmeci (Turkey), Osamu Yokosuka (Japan)

1. Risk Factors for HCC in Patients with HCV after Anti-Viral Treatment

Yasuhiro Asahina (Japan)

2. What We Know about the Host Genome and HCC in HCV Infection

Yoshiyuki Ueno (Japan)

3. Hepatitis Action Plan and Changing Trend of Liver Disease in Japan

Tatsuya Kanto (Japan)

11 : 00~11 : 30 Coffee Break

11 : 30~13 : 00 **Luncheon Seminar 1**

Chair: Takafumi Ichida (Japan)

Sponsored by Gilead Sciences K.K.

1. Perspectives from Japanese Real-World (RW) Data - CHC and HCC

Tetsuo Takehara (Japan)

2. Perspectives from Asia and the World - Extra Hepatic Manifestation (EHM)

Mei-Hsuan Lee (Taiwan)

3. Uncovering the Benefits of Hepatitis C Treatment and Beyond

Edward Gane (New Zealand)

13 : 00~13 : 10 Coffee Break

13 : 10~14 : 40 **Educational Symposium**

Chair: Akio Ido (Japan)

Sponsored by Alexion Pharma

1. Overview and Current Topics of Lysosomal Acid Lipase Deficiency (LAL-D)

Yoshikatsu Eto (Japan)

2. LAL-D Hepatic Pathophysiology and Japanese Case with Hepatocellular Carcinoma

Koichi Shiraishi (Japan)

3. Lipidology on Lysosomal Acid Lipase Deficiency

Masatsune Ogura (Japan)

14 : 40~14 : 50 Coffee Break



14 : 50~15 : 50 **Session 2: HCC-1**

Chair: Laurentius Lesmana (Indonesia)

1. Immunotherapy for Hepatocellular Carcinoma

Shuichi Kaneko (Japan)

2. Intratumor Heterogeneity (ITH) of HCC

Masao Omata (Japan)

15 : 50~16 : 00 Coffee Break

16 : 00~17 : 00 **Evening Seminar 1**

Chair: Kazuhiko Nakao (Japan)

Sponsored by AbbVie GK

1. Appropriate Selection of Direct-Acting Antivirals for Patients with Hepatitis C Virus Infection

Yoichi Hiasa (Japan)

2. Mechanisms Involved in the Development of NS5A-RAVs and NS5B-RAVs in Patients Receiving DAA Therapies

Satoshi Mochida (Japan)



April 11 (Tuesday) 2017

Room 1 (1st Floor "OHTORI A")

8 : 00~9 : 00 Morning Seminar 1

Chair: Masao Omata (Japan)

Sponsored by Eisai Co., Ltd.

1. Treatment Strategies Taking into Account the Clinical Course Progressing to Advanced Hepatocellular Carcinoma

Sadahisa Ogasawara (Japan)

2. Challenge to Advanced HCC by Hepatic Arterial Infusion Chemotherapy

Shuntaro Obi (Japan)

9 : 00~9 : 10 Coffee Break

9 : 10~10 : 40 Session 3: HCV

Chair: Wan-Long Chuang (Taiwan)

1. New DAA Treatments for Hepatitis C Virus Infection

Nobuyuki Enomoto (Japan)

2. APASL HCV Guidelines

Tatsuo Kanda (Japan)

3. Post SVR Syndrome

Hiroshi Yatsunami (Japan)

10 : 40~10 : 50 Coffee Break

10 : 50~11 : 50 Session 4: HBV

Chair: Jose Sollano (Philippines)

1. Prevention of HCC in HBV Infection in Korea

Kwang-Hyub Han (Korea)

2. Prevention of HCC in HBV Infection

Jia-Horng Kao (Taiwan)

11 : 50~12 : 00 Coffee Break

12 : 00~13 : 00 Luncheon Seminar 2

Chair: Kazuhiko Koike (Japan)

Sponsored by MSD K.K.

1. DAA Treatments in the Difficult-to-Treat Situations: Renal Failure and Hemodialysis Patients

Naoya Sakamoto (Japan)

2. Recent Progress in Treatment Chronic Hepatitis C for Genotype 1

Kazuaki Chayama (Japan)



13 : 00~13 : 15 Coffee Break

13 : 15~15 : 45 **Session 5: HCC-2**

Chairs: Wasim Jafri (Pakistan), George Lau (China)

1. HCC Genome and Therapeutic Strategy

Naoya Kato (Japan)

2. New HCC Diagnosis

Masatoshi Kudo (Japan)

3. Image-Guided Percutaneous Ablation for HCC

Shuichiro Shiina (Japan)

4. Conversion Therapy with Hepatic Arterial Infusion Chemotherapy Prolongs Overall Survival of Patients with Advanced Hepatocellular Carcinoma Involving Vascular Invasion

Takuji Torimura (Japan)

5. Asia-Pacific Clinical Practice Guideline on the Management of Hepatocellular Carcinoma: a 2016 Update

Sadahisa Ogasawara (Japan)

15 : 45~16 : 00 Coffee Break

16 : 00~17 : 30 **Evening Seminar 2**

Chairs: Masashi Mizokami (Japan), Seung Kew Yoon (Korea) Sponsored by Sysmex Corporation

1. Serum WFA+-M2BP Levels for Evaluation of Early Stages of Liver Fibrosis and the Risk of HCC Development in Patients with Chronic Hepatitis B Virus Infection

Xinxin Zhang (China)

2. Direct Antiviral Agent Treatment of Chronic Hepatitis C Results in Rapid Regression of M2BPGi and Aspartate Aminotransferase-Platelet Ratio Index

Jun-Qi Niu (China)

3. Non-Invasive Predictors for HCC Development for Chronic Hepatitis C after Antiviral Therapy

Ming Lung Yu (Taiwan)

4. To be announced

Yasuhiro Asahina (Japan)

5. To be announced

Kazumi Yamasaki (Japan)



April 11 (Tuesday) 2017

Room 2 (1st Floor "OHTORI B")

8 : 00~9 : 00 Morning Seminar 2

Chair: Takashi Kumada (Japan)

Sponsored by Roche Diagnostics K.K.

1. Epidemiology of HBV and HCV Infections from the Viewpoint of Eradicating of Liver Cancer
Junko Tanaka (Japan)
2. TLL1 Genetic Variants Associated with Development of Hepatocellular Carcinoma after Eradication of Hepatitis C Virus
Yasuhito Tanaka (Japan)

12 : 00~13 : 00 Luncheon Seminar 3

Chair: Namiki Izumi (Japan)

Sponsored by Otsuka Pharmaceutical Co., Ltd.

1. L-carnitine Treatment Improves Muscle Cramps and Impaired Brain Function in Liver Cirrhosis Patients
Hiroyuki Nakanishi (Japan)
2. Effectiveness and Safety of Tolvaptan in Liver Cirrhosis Patients with Ascites
Isao Sakaida (Japan)

13 : 00~13 : 15 Coffee Break

13 : 15~15 : 15 Session 6: LC (NASH)

Chairs: Shotaro Sakisaka (Japan), Barjesh C. Sharma (India)

1. Contribution of Hepatic Stellate Cells to Inflammation, Fibrosis and Cancer in Steatohepatitis
Norifumi Kawada (Japan)
2. Oxidative Stress and Hepatocellular Carcinoma
Keisuke Hino (Japan)
3. Fibrosis and HCC in NASH
Hitoshi Yoshiji (Japan)
4. HCC in NASH; Any Difference from HCC of Other Etiologies?
Etsuko Hashimoto (Japan)

15 : 20~15 : 50 Special Lecture: HCC and Gene

Chair: Hiroshi Yatsuhashi (Japan)

1. Development of Non-Invasive Biomarker from Novel Gene Hunting in HCC: Diagnostic Biomarker and Therapeutic Target
Seung Kew Yoon (Korea)



April 12 (Wednesday) 2017

Room 1 (1st Floor "OHTORI A")

8 : 00~9 : 00 Morning Seminar 3

Chair: Kentaro Yoshioka (Japan)

Sponsored by Abbott Japan Co., Ltd.

1. Treatment of Chronic Hepatitis B and HCC
Fumitaka Suzuki (Japan)
2. Control of HBV in the Asian-Pacific Region
Hiroshi Yotsuyanagi (Japan)

9 : 00~9 : 10 Coffee Break

9 : 10~10 : 10 Session 7: Lipid and HCV Lipid and HCC

Chairs: Oidov Baatarxhuu (Mongolia), Naoya Kato (Japan)

1. Molecular Mechanisms of HCV Membrane Replication Complex Formation
Takaji Wakita (Japan)
2. Mediators of Lipid Metabolism and Hepatocyte Apoptosis in NASH: How They Execute and Communicate
Yuko Akazawa (Japan)

10 : 20~10 : 30 Closing Ceremony

Hiroshi Yatsushashi (President of APASL STC in Nagasaki)

Room 2 (1st Floor "OHTORI B")

8 : 00~9 : 00 Morning Seminar 4

Chair: Hiroshi Yatsushashi (Japan)

Sponsored by LSI Medience Corporation

1. Mass Spectrometry and Biomarker Analysis
Kazuhiro Tanabe (Japan)
2. Lipid Metabolic Disorders in HCV-Infected Liver: Metabolic Strategies for Antiviral Treatments
Makoto Nakamuta (Japan)

9 : 10~10 : 10 Session 8: PBC

Chair: Yasushi Matsuzaki (Japan)

1. Biliary Epithelial Cells as Target for Primary Biliary Cholangitis
Shinji Shimoda (Japan)
2. Management of PBC
Atsushi Tanaka (Japan)



Oral Free Papers

April 10 (Monday) 2017

Room 2 (1st Floor "OHTORI B")

9 : 50 ~ 10 : 30 **Oral Free Papers: PBC**

Chair: Shinji Shimoda (Japan)

O-000 10147

Epidemiology, Clinical Features and Prognosis of Hepatocellular Carcinoma in Mongolia: A Multi-Center Study

Oidov Baatarkhuu (Mongolia)

O-001 10087

Dysfunctional DENND1B Induces T Cell Activation in PBC

Yoshimi Kaise (Japan)

O-002 10119

Ras Inhibitors Suppress the Inflammatory Cytokine Production in T Cells of Primary Biliary Cholangitis

Ryo Nakagawa (Japan)

O-003 10125

Asymptomatic and Symptomatic States are Independent Risk Factors Predicting PBC Long-Term Outcome

Satoru Joshita (Japan)

10 : 30 ~ 11 : 20 **Oral Free Papers: Fibrosis**

Chair: Norifumi Kawada (Japan)

O-004 10038

Involvement of Decreased IGF Production in Hepatocarcinogenesis and Hepatic Fibrosis among Patients with HCV-related Chronic Liver Disease

Takashi Himoto (Japan)

O-005 10096

Serum Concentration of Galectin-9 Correlates to Liver Fibrosis

Koji Fujita (Japan)

O-006 10095

Virus-induced IFN-lambdas Cause Persistent Innate Immune Activation and Block IFN-alpha Signalling in HCV Infection

Pil Soo Sung (Korea)

O-007 10074

Role of Cytoglobin in the Development of Liver Fibrosis and Cancer in Human and in a Mouse Model of Non-Alcoholic Steatohepatitis

Le Thi Thanh Thuy (Japan)



O-008 10051

Comparison of US Scoring System with MR Elastography in the Evaluation of Liver Stiffness and Steatosis

Masaaki Shiina (Japan)

13 : 10~13 : 50 Oral Free Papers: HBV

Chair: Yasuhito Tanaka (Japan)

O-009 10076

Hepatocellular Carcinoma (HCC) in the Japanese HBV Carrier Patients under 40

Hiroshi Yotsuyanagi (Japan)

O-010 10106

Development and Validation of a Simple Score to Select HBV-infected Patients Eligible for Antiviral Therapy in Sub-Saharan Africa

Yusuke Shimakawa (France)

O-011 10008

Androgen Receptor Affects the Expression of NKG2D Ligands in HBV-associated Human Hepatoma Cell Lines

Koji Takahashi (Japan)

O-012 10103

Hepatitis B Virus Genome Analysis in Patients of Hepatocellular Carcinoma and Asymptomatic Carriers from Northern, Southern and North East India

Premashis Kar (India)

13 : 50~14 : 30 Oral Free Papers: Pathology

Chair: Masayoshi Kage (Japan)

O-013 10010

Pathological Characteristics of Patients Who Develop Hepatocellular Carcinoma after Sustained Virologic Response for Hepatitis C Virus Infection

Reiichiro Kondo (Japan)

O-014 10085

Changes in Clinical and Histological Parameters Predictive of Liver Fibrosis and/or HCC Development after Direct-Acting Antiviral Treatment for Chronic Hepatitis C

Masaru Enomoto (Japan)

O-015 10081

Abnormal Hepatocellular Organelles Remain to be Observed in Sustained Virological Response Patients

Haruyo Aoyagi (Japan)

O-016 10045

Risk Factors Associated with an Increase in Liver Stiffness in Patients with Type 2 Diabetes Mellitus: A Data-Mining Analysis

Takumi Kawaguchi (Japan)



14 : 30~14 : 40 Coffee Break

14 : 40~15 : 30 Oral Free Papers: HCC Clinical-1

Chair: Keisuke Hino (Japan)

O-017 10118

Consecutive Increment of Serum AFP Level is a Useful Surrogate Marker in Predicting HCC in Liver Cirrhosis Patients

Si Hyun Bae (Korea)

O-018 10041

Hepatocellular Carcinoma Development in Hepatitis C Virus Patients who Achieved Sustained Viral Response by Interferon Therapy and Direct Anti-Viral Agents Therapy

Yuko Nagaoki (Japan)

O-019 10104

Analysis of Developing HCC after Achieving SVR in Patients with DAAs Therapy for Hepatitis C

Yasuhiko Nakao (Japan)

O-020 10082

Early Recurrence of Hepatocellular Carcinoma after Successful Therapy with Direct Acting Antiviral Agents for Chronic Hepatitis C: An Observational Study

Mohamed Kohla (Egypt)

O-021 10067

Risk Factors for Recurrence of Hepatocellular Carcinoma after Radiofrequency Ablation: a Single Center Study

Naoyuki Hino (Japan)

15 : 30~16 : 20 Oral Free Papers: HCC Clinical-2

Chair: Yutaka Sasaki (Japan)

O-022 10077

Usefulness of Radiofrequency Ablation Training Program for Liver Tumors

Shuichiro Shiina (Japan)

O-023 10034

Long-term Outcome of Liver Resection Versus Transplantation for Resectable Hepatocellular Carcinoma in a Region where Living Donation Accounts for a Main Source

Pil Soo Sung (Korea)

O-024 10084

Impact of Radiofrequency Ablation-Induced Glisson's Capsule-Associated Complications in Patients with Hepatocellular Carcinoma

Toru Wakamatsu (Japan)

O-025 10021

Combination of Sorafenib with Transarterial Chemoembolization (TACE) Improves Survival as Compared to TACE Alone in Patients with Hepatocellular Carcinoma: A Metaanalysis of 17 Studies

Ashish Kumar (India)



O-026 10039

Initial Results of Patients with Intermediate and Advanced Hepatocellular Carcinoma Treated with Selective Internal Radiation Therapy (SIRT)

Dao Duc Tien (Vietnam)

16 : 20~17 : 00 Oral Free Papers: HCC Basic

Chair: Tsutomu Masaki (Japan)

O-027 10056

Regorafenib is a Promising Medicine for HCC Increasing Membrane-Bound MICA through ADAM 9 and 10 Suppression

Jun Arai (Japan)

O-028 10059

Genome-Wide Association Study-Derived Immunometabolic Strategies for Management of Hepatocellular Carcinoma

Kaku Goto (Japan)

O-029 10044

Epigenetic Regulation of CD133 and Chemosensitivity in Human HCC Cancer Stem Cells

Fanyin Meng (USA)

O-030 10048

Role of JNK1 in Promotion of Hepatocarcinogenesis by Obesity: a Molecular Target for HCC Chemoprevention

Evi Arfianti (Indonesia)



Poster Free Papers

April 10 (Monday) 2017 17:00~18:30

Room 3 (1st Floor "ASUKA") P-001~P-051

HBV

P-001 10006

Transient Elastography is Useful for the Evaluation of Hepatocellular Carcinoma Development in Patients with Chronic Hepatitis B Virus Infection Treated with Entecavir

Masaaki Shimada (Japan)

P-002 10042

Antiplatelet Therapy is Associated with Better Prognosis in Patients with Hepatitis B Virus-Related Hepatocellular Carcinoma after Liver Resection

Po-Chun Chen (Taiwan)

P-003 10049

Investigate the Relevant Factors Associated with Low-Titer Hepatitis B Surface Antigen Carrier: A Community-Based Study

Cheng-Hung Chien (Taiwan)

P-004 10052

Influence of Hepatitis B Virus Genotypes on Innate Immune Response by Impairing Mitochondrial Antiviral Signaling Protein

Kenichi Morikawa (Japan)

P-005 10053

Hepatitis B Virus X Protein Modulates Host Restriction Factor via Interaction with DDB1

Takaaki Izumi (Japan)

P-006 10070

Fusion HBx from HBV Integrant Might Alter ER Stress Response and Contribute to Hepatocarcinogenesis

Ryosuke Muroyama (Japan)

P-007 10083

Association of Vitamin D-related Genetic Variations and Treatment Response to Pegylated Interferon in Thai Patients with Chronic Hepatitis B

Umaporn Limothai (Thailand)

P-008 10093

The Value of Using HBsAg and HBcrAg in Combination for the Assessment of HCC Risk

Yuichiro Suzuki (Japan)

P-009 10094

Activated gamma delta T Cells Concomitantly Exhibit Cytotoxicity and the Capacity for Viral Clearance in Patients with Acute Hepatitis B

Yuanyuan Li (China)

P-010 10100

MicroRNA 17-92 Induces Methylation of Hepatitis B Virus DNA in Human Hepatoma Cells

In Young Moon (Korea)



P-011 10101

TRAIL Receptor 1 (TRAIL-R1) Polymorphisms are Associated with Risk of Hepatitis B Related Hepatocellular Carcinoma

Apichaya Khlaiphuengsin (Thailand)

P-012 10110

The Characteristics and Outcomes of Patients Dropped Out Nucleotide Analogs Therapy

Shuichi Matsumoto (Japan)

P-013 10111

A Case of Hepatocellular Carcinoma Developed during Administration of Entecavir for De Novo Hepatitis B Reactivation

Yukiko Okamoto (Japan)

P-014 10121

Association of NTCP Polymorphisms with Clinical Outcome of Hepatitis B Infection in a Thai Cohort

Nongnaput Tuyapala (Thailand)

P-015 10124

Cross Sectional Assessment of Knowledge, Attitude and Practice (KAP) on Hepatitis B and Hepatitis C, Prevalence, and Risk Factors among High Risk Individuals

Peter Andrew C. Reyes (Philippines)

P-016 10128

Variation in the PreS/S Gene in HBV-Associated HCC Patients with the HLA-DPB1 0201 Allele

Yumi Hakozaiki (Japan)

P-017 10130

Hepatitis B Core Related Antigen in Sera is the Surrogate Marker for HBV Covalently Closed Circular DNA Regardless Nucleic Acid Analogues Treatment

Takeshi Matsui (Japan)

P-018 10138

Usefulness of ALBI Grade in Prediction of Outcomes in Patients with Hepatitis B Related Hepatocellular Carcinoma

Kazuyuki Mizuno (Japan)

HCV-Post SVR

P-019 10007

Early Recurrence of HCC after Successful Treatment with DCV Plus ASV

Noboru Hirashima (Japan)

P-020 10046

Risk of Hepatocellular Carcinoma after Sustained Virologic Response by Interferon-Free Treatment Compared with Interferon-Based Treatment for Chronic Hepatitis C

Naoto Kawabe (Japan)

P-021 10050

Efficacy and HCC Development after DAAs Therapy for Patients with Chronic Hepatitis C

Akitoshi Douhara (Japan)



P-022 10060

Evaluation of Anti Carcinogenic Effect after Antiviral Therapy (PEG-IFN and DAA) for Type C Chronic Liver Disease Patients

Koichi Takaguchi (Japan)

P-023 10066

Recurrence Pattern in Patients who Underwent Antiviral Therapy after Curative Treatment of HCV Related Hepatocellular Carcinoma

Yutaka Yasui (Japan)

P-024 10068

Development of Hepatocellular Carcinoma after Treatment with Direct Acting Antivirals in Hepatitis C Virus-related Chronic Liver Diseases

Kyo Sasaki (Japan)

P-025 10090

Assessment with Characteristics and Risk of Developing Hepatocellular Carcinoma after Eradication of Hepatitis C Virus by Interferon-Free Therapy

Etsuko Iio (Japan)

P-026 10091

Two Cases of Rapid-Growing Hepatocellular Carcinoma after Direct Acting Anti-Viral Treatment of Hepatitis C Virus Infection

Toshihiro Kawaguchi (Japan)

P-027 10097

The Preventive Effect for Recurrence by Interferon-Free DAA Treatment in the Patients with HCC Curative Treatment

Masakuni Tateyama (Japan)

P-028 10107

Development of Hepatocellular Carcinoma in the Patient Occurred Newly just after Sustained Virological Response to Ledipasvir/Sofosbuvir against Chronic Hepatitis C: A Case Report

Daiki Ozono (Japan)

P-029 10108

The Features of Hepatocellular Carcinoma Following Treatment with Direct-Acting Antivirals for Hepatitis C

Seiichi Mawatari (Japan)

P-030 10112

The Incidence of Hepatocellular Carcinoma after Daclatasvir plus Asunaprevir Therapy in HCV-1b Hepatitis who Achieved Sustained Virologic Response

Mitsuaki Sato (Japan)

P-031 10113

Hepatocellular Carcinoma Occured after Exclusion of Hepatitis C Virus with Interferon-Free Treatment

Hideo Kunimoto (Japan)



P-032 10133

Genetics Variants and Serum Levels of MHC Class I Chain-Related A in Predicting Hepatocellular Carcinoma Development in Chronic Hepatitis C Patients Post Antiviral Treatment

Ming-Lung Yu (Taiwan)

P-033 10137

A Case of Diffuse Hepatocellular Carcinoma Diagnosed after DAA Treatment

Takeaki Satoh (Japan)

P-034 10141

Characteristics and Prognosis of Patients with Hepatocellular Carcinoma that Developed after Hepatitis-C Virus Eradication

Tatsuya Minami (Japan)

P-035 10146

Analysis of Hepatocellular Carcinoma after Achievement of Sustained Viral Response with Daclatasvir and Asunaprevir for Hepatitis C Virus Infection

Hiroshi Ida (Japan)

HCV

P-036 10069

Analysis of the Relationship between Alcohol Drinking and HCV-Related Hepatocellular Carcinoma by Estimation of Lifetime Total Alcohol Intake

Masanori Tokoro (Japan)

P-037 10023

Comparison of the Anti-HCV Effects of IFN-Based Therapy and IFN-Free Therapy for Patients after Curative HCC Treatment

Akihiro Tamori (Japan)

P-038 10026

Diversity of the Association of Serum Levels and Genetic Variants of MHC Class I Polypeptide-Related Chain A with Liver Fibrosis in Chronic Hepatitis C

Jee-Fu Huang (Taiwan)

P-039 10027

Effectiveness of Sofosbuvir-Based Regimens for Japanese Patients with HCV Genotype 1 or 2 Infection: Real Life Experience from a Multicenter Cohort

Eiichi Ogawa (Japan)

P-040 10072

Polymorphisms in MICA, but not in DEPDC5, HCP5 or PNPLA3, are Associated with Chronic Hepatitis C-Related Hepatocellular Carcinoma

Hoang Hai (Japan)

P-041 10117

Liver Dysfunction Caused by Daclatasvir and Asunaprevir Combination Therapy-its Influence on the SVR Rate and the Association with the Drug-Metabolizing Enzyme Polymorphisms

Natsuhiko Kuratomi (Japan)



P-042 10129

Gene Expression Profile on Hepatocellular Carcinoma Cells with Different Intracellular Hepatitis C Viral Load

Chia-Yen Dai (Taiwan)

P-043 10134

Hepatitis C Virus Infection: A Case Series

Angelo Jonathan D. Cruz (Philippines)

P-044 10142

HCV Management in Mongolia

Naranzul Nyamsuren (Mongolia)

P-045 10143

Ledipasvir and Sofosbuvir Treatment Results for Hepatitis C Genotype 1b Patients in Mongolia

Oidov Baatarkhuu (Mongolia)

P-046 10144

The Efficacy of Peginterferon plus Ribavirin in Patients with Genotype 1 Chronic Hepatitis C in Mongolia

Uugantsetseg G (Mongolia)

NAFLD

P-047 10002

Impact of Vitamin D Replacement on Liver Enzymes in Non-Alcoholic Fatty Liver Disease Patients

Suparuedee Boonyagard (Thailand)

P-048 10017

Combination Treatment of Dipeptidyl Peptidase IV Inhibitor (Sitagliptin) and Angiotensin-II Type 1 Receptor Blocker (Losartan) Suppresses Progression in a Nondiabetic Rat Model of Steatohepatitis

Shinya Sato (Japan)

P-049 10035

The Role of PPAR β / δ in CD11b+ Resident Liver Macrophages on Liver Steatosis

Jiapeng K. Chen (Singapore)

P-050 10105

Characteristics of Elderly Patients with Nonalcoholic Fatty Liver Disease

Maki Tobari (Japan)

P-051 10127

The Association between Serum Levels of Sptlc3 and the Clinical Features of Patients with NAFLD

Sho Ijyuin (Japan)



Room 4 (12th Floor "PEARL") P-052~P-120

HCC-Basic

P-052 10012

Anti-Tumor Effect of Carnosic Acid on Human Hepatoma Cell Lines

Ting Wang (Japan)

P-053 10013

Antitumoral Effect of SGLT2 Inhibitor against Human Liver Cancer

Kosuke Kaji (Japan)

P-054 10015

Dual Therapy with Acyclic Retinoid and Angiotensin-II Receptor1 Blocker Ameliorates Chemically Induced Hepatocarcinogenesis in Diabetic OLETF Rats

Norihisa Nishimura (Japan)

P-055 10018

Angiotensin II Receptor Blocker Attenuates Human Cholangiocarcinoma through Inhibition of the Hippo-YAP Signaling Pathway

Soichiro Saikawa (Japan)

P-056 10019

Preventive Effects of the Sodium Glucose Cotransporter 2 Inhibitor Tofogliflozin on Liver Tumorigenesis in Obese Mice

Yohei Shirakami (Japan)

P-057 10020

DPP-4 Inhibitor Suppresses the Progression of Hepatocellular Carcinoma through Activation of Chemotaxis of NK Cells in Mice

Sohji Nishina (Japan)

P-058 10029

The Epigenetic Roles of Protein Kinase R in Hepatocellular Carcinoma with Hepatitis C Virus Infection, and Possibility of PKR Inhibitor as a Therapeutic Target

Takao Watanabe (Japan)

P-059 10031

Down-Regulated Expression of ANP32B Has Anti-Apoptotic Function in Hepatocellular Carcinoma

Yoshinori Ohno (Japan)

P-060 10054

The Role of Heme Oxygenase-1 in Liver Cancer Development and Progression

Xiaowen Mao (Hong Kong)

P-061 10057

Systems Approach to Characterize the Metabolism of Liver Cancer Stem Cells Expressing CD133

Seung Kew Yoon (Korea)

P-062 10058

ELK3 Promotes the Migration and Invasion of Liver Cancer Stem Cells by Targeting HIF-1 α

Seung Kew Yoon (Korea)



The Asian Pacific Association for the Study of the Liver

Single Topic Conference in Nagasaki

P-063 10061

Histone Deacetylase-Targeted Exploration for Expression Inducer of MHC Class I Polypeptide-Related Sequence A

Sayaka Ito (Japan)

P-064 10071

Iron Chelator Suppresses Hepatocarcinogenesis through Mitophagy Induction in STAM Mice

Yuichi Hara (Japan)

P-065 10073

Rapid Progression of Hepatocellular Carcinoma in Neuropeptide Y Knockout Mice

Ayaka Kinoshita (Japan)

P-066 10086

Hepatoprotective Effect of *Isotoma longiflora* (L) Presl. Leaves Extract on Carbon Tetrachloride-induced Hepatotoxicity in Mice

Enikarmila Asni (Indonesia)

P-067 10102

Glycolysis Inhibitors Enhance Inhibition of Hepatoma Cell Growth

Jae Hee Choi (Korea)

P-068 10132

Effect of the Anti-diabetic Drug Metformin in Hepatocellular Carcinoma in Vitro and in Vivo

Asahiro Morishita (Japan)

P-069 10136

Screening, Identification Antivascular Biomarkers of Hepatocellular Carcinoma

Kun Yan (China)

HCC-Clinical

P-070 10016

Transarterial Infusion of Epirubicin and Cisplatin Combined with Systemic Infusion of 5-Fluorouracil Versus Transcatheter Arterial Chemoembolization Using Doxorubicin for Unresectable Hepatocellular Carcinoma with Portal Vein Tumor Thrombosis

Sung Won Lee (Korea)

P-071 10028

Does Obesity with Visceral Fat Influence Recurrence and Survival in Patients with Hepatocellular Carcinoma?

Atsushi Hiraoka (Japan)

P-072 10030

Comparison between Percutaneous Radiofrequency Therapy and Stereotactic Body Radiation Therapy (SBRT) for Hepatocellular Carcinoma: Early Experience of CyberKnife, SBRT System, in Our Hospital

Yasuhide Motoyoshi (Japan)

P-073 10036

Long-term Survival Result of Patients with Hepatocellular Carcinoma Treated with Trans-Arterial Chemoembolization Using Drug-Loaded Microspheres

Thai Doan Ky (Vietnam)



P-074 10037

Efficacy of Sorafenib for Hepatocellular Carcinoma and Impact on Prognosis

Taketo Nishina (Japan)

P-075 10040

Treatment of Hepatocellular Carcinoma by Radiofrequency Ablation Using Cool-tip RF Electrode: Prospective Results on 82 Patients

Nguyen Thi Thu Huyen (Vietnam)

P-076 10043

Factors Associated with the Prognosis of Patients with Non-Hepatitis B Virus-, Non-Hepatitis C Virus-Related Hepatocellular Carcinoma

Yu Noda (Japan)

P-077 10055

Non-Hypervascular Hepatobiliary Phase Hypointense Nodules on Gd-EOB-DTPA-Enhanced MRI as a Risk Factor for Intrahepatic Distant Recurrence of Hepatocellular Carcinoma after Radiofrequency Ablation

Masanori Inoue (Japan)

P-078 10063

Analysis of Factors for Respiratory Depression and Severe Body Movement in Radiofrequency Ablation under Deep Sedation

Koki Sato (Japan)

P-079 10064

The Change of Serum Wisteria Floribunda Agglutinin-Positive Mac-2 Binding Protein (M2BPGI) is a Predictive Marker of the Recurrence of Hepatocellular Carcinoma in Patients after RFA

Masato Nakai (Japan)

P-080 10075

Survival Outcome of Resectable HCC in Young Adult; A Single Center Experience

Sunhawit Junrungsee (Thailand)

P-081 10080

Clinicopathological Characteristics of Non-B Non-C Hepatocellular Carcinoma without Past HBV Infection

Takefumi Kimura (Japan)

P-082 10089

Hepatectomy is Beneficial to Intermediate and Advanced Hepatocellular Carcinoma: A Cohort Study in Taiwan

Chi-Ling Chen (Taiwan)

P-083 10098

Sarcopenia as Prognostic Factor in Hepatocellular Carcinoma

Benjamin T. Castro Jr (Philippines)

P-084 10109

Three Cases Report of the Sorafenib Treatment for Hepatocellular Carcinoma who are Advanced Age, about an Effect and Tolerability

Yasunari Kaneyama (Japan)



The Asian Pacific Association for the Study of the Liver

Single Topic Conference in Nagasaki

P-085 10114

Survival Benefit of Liver Resection for Hepatocellular Carcinoma with Hepatic Vascular Invasion
Yasuhiro Nakayama (Japan)

P-086 10116

Decreased EGFL6 Expression is Associated with Poor Prognosis in Patients with Hepatocellular Carcinoma
Hui Ting Hsu (Taiwan)

P-087 10122

Prognostic Role of Circulating miR-221 in Patients with Hepatocellular Carcinoma Treated with Transarterial Chemoembolization
Piyawan Chailapakul (Thailand)

P-088 10123

Natural History of Untreated Hepatocellular Carcinoma in Thai Patients: A Single-Center Experience
Siwaporn Chainuvati (Thailand)

P-089 10126

Effectiveness of Drug-Eluting Bead-Transarterial Chemo-Embolization in Intermediate Stage of Hepatocellular Carcinoma
Akihiro Deguchi (Japan)

P-090 10131

Pure Laparoscopic Right Hepatectomy for HCC with Umbilical Zigzag Incision
Toshio Shikano (Japan)

P-092 10139

Conversion Therapy with Hepatic Arterial Infusion Chemotherapy for Long-Term Prognosis in Patients with Advanced Hepatocellular Carcinoma Involving Vascular Invasion
Hiroaki Nagamatsu (Japan)

LC

P-095 10014

The Relationship between Malnutrition Universal Screen Tool (MUST) Scores and Liver Function Indexes in Cirrhotic Patients
Ying-Chen Hung (Taiwan)

P-096 10022

Effect of Raloxifene on Rats with Biliary Cirrhosis
Ching-Chih Chang (Taiwan)

P-097 10025

The Mortality of Cirrhotic Patients with Heart Failure
Yen-Chun Chen (Taiwan)

P-098 10033

Food Consumption Behavior in Elderly Cirrhotic Patients
Fang-Yen Kuo (Taiwan)

P-099 10092

A Patient with Liver Cirrhosis Confirmed Reduction in Activity of Lysosomal Acid Lipase (LAL)
Yuki Kugiyama (Japan)



- P-100 10140
Efficacy of Tolvaptan for Refractory Ascites in Cirrhotic Patients with Hepatocellular Carcinoma
Motonori Shimizu (Japan)
- P-101 10145
Hepatopulmonary Syndrome is Closely Related with Bacterial Translocation in Cirrhosis
Moon Young Kim (Korea)
- P-102 10148
Adverse Outcomes after Non-Hepatic Surgery in Patients with Liver Cirrhosis: A Nationwide Study
Chien-Chang Liao (Taiwan)
- P-103 10003
N Butyl 2 Cyanoacrylate Therapy of Bleeding Gastric Fundal Varices: The Experience of Tertiary Care Hospitals
Farhan Haleem (Pakistan)
- P-104 10099
The Role of Partial Splenic Artery Embolization in Cirrhotic Patients with Hypersplenism
Ayman N. Menessy (Egypt)
- P-105 10120
Difference of Thrombocytopenia between Alcoholic and Viral LC
Seulki Kim (Korea)
- P-106 10011
Fontan-Associated Liver Disease: Diagnosis by Elastography and Laparoscopic Liver Biopsy
Yohei Koizumi (Japan)
- P-107 10065
The Significance of the Assessment of Liver Stiffness at Medical Health Checkup
Taro Shibuki (Japan)
- P-108 10078
Comparative Study of Non-Invasive Liver Fibrosis Assessment Methods between Patients with and without Hepatocellular Carcinoma
Akemi Tsutsui (Japan)

Others

- P-109 10005
IgG4 Sclerosing Cholangitis and Post Infantile Giant Cell Hepatitis: A Case Report of an Extraordinary Copresentation
Maha Elabaawy (Egypt)
- P-110 10047
Case Report: A Case of Acute Liver Failure in A 52-year Old Female Caused by Autoimmune Hepatitis (AIH) Masquerading as Non-Alcoholic Fatty Liver Disease (NAFLD)
Chuck Eduard B. Galon (Philippines)
- P-111 10000
Utilization of Computerized Database System to Facilitate the Efficiency of Case Management for the Chronic Hepatitis B and Hepatitis C Patients in Liver Clinic
I Ling Liu (Taiwan)



The Asian Pacific Association for the Study of the Liver

Single Topic Conference in Nagasaki

P-112 10079

Epidemiological Study on Age-Sex Stratified Prevalence of HBV, HCV and HAV in 1200 Random Samples from General Population and Employees

Chikako Yamamoto (Japan)

P-113 10004

Fasciola Liver Abscess: An Unrecognized and Fatal but Curable Disease

Siripa Puasripun (Thailand)

P-114 10115

Mixed Pyogenic and Tuberculous Liver Abscess in 67 Year Old Female

Francis Rodencio B. Mantilla (Philippines)

P-115 10001

Comparing Response Rate between High Dose and Standard Dose Hepatitis B Vaccination in Cirrhotic Patients

Petcharee Polmanee (Thailand)

P-116 10088

Posttransplant Diabetes Mellitus after Liver Transplantation: Risk Factors for Persistence

Yang Won Nah (Korea)

P-117 10149

The Effect of Acute Pancreatitis on the Mortality of Patients with Liver Cirrhosis

Tsung Hsing Hung (Taiwan)

P-118 10150

The Close Linkage between the Elasticity Modulus Measured by 2D Shear Wave Elastography and the Presence of Hepatocellular Carcinoma in Patients with a SVR to Interferon for CH-C

Yasuharu Imai (Japan)

P-119 10151

Interventional Oncology (IVO) Suite at Juntendo University, New RFA Treatment Room

Masashi Takawa (Japan)

P-120 10152

Lusutrombopag in Radiofrequency Ablation

Ryo Kanazawa (Japan)